

# NI CSC Cyber Events Calendar : Summary report

This report was created on Thursday 20 October 2022 at 09:33 and includes **29** responses.

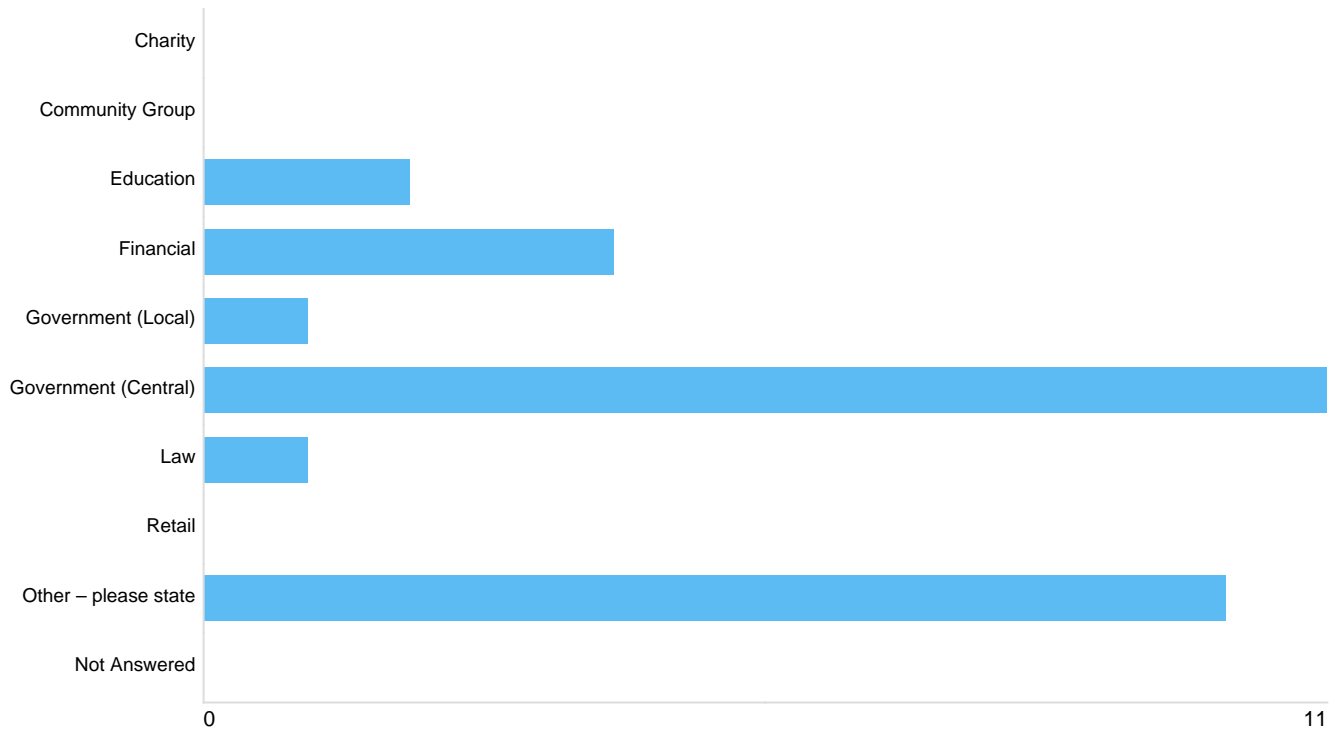
The activity ran from 12/10/2022 to 19/10/2022.

## Contents

|   |   |
|---|---|
| Question 1: Which sector do you currently work in?  | 2 |
| Answer  | 2 |
| If other, please state here   | 2 |
| Question 2: Does your organisation host Cyber Events which are open to external participants?                           | 2 |
| Answer  | 2 |
| Question 3: Would your organisation benefit from having a central platform to promote their Cyber Events and Resources? | 3 |
| Answer  | 3 |
| Question 4: How often do you attend Cyber Events?   | 3 |
| Answer - Virtually  | 3 |
| Answer - Locally  | 4 |
| Answer - Nationally   | 4 |
| Question 5: How difficult is it to find local Cyber Events?   | 5 |
| Answer  | 5 |
| Question 6: Would you attend more local events if you were aware when they were scheduled?                              | 5 |
| Answer  | 5 |
| Question 7: How do you normally find out about cyber events (can select more than one)?                                 | 6 |
| Answer  | 6 |
| Other   | 6 |
| Question 8: Would you make use of a central site that provided information on local Cyber Events & Resources?           | 6 |
| Answer  | 6 |
| Question 9: What information would be useful (select all that apply)?   | 7 |
| Answer  | 7 |
| Other   | 7 |
| Question 10: What types of Cyber Events would you be interested in obtaining information on?                            | 7 |
| Answer  | 7 |
| Other   | 8 |
| Question 11: What sectors would you be interested in attending Cyber Events for?  | 8 |
| Answer  | 8 |
| Other   | 8 |
| Question 12: Would you be interested in subscribing to this Service?  | 9 |
| Answer  | 9 |
| Question 13: If so, which subscription criteria would work best for you? (Tick all that apply)                          | 9 |
| Answer  | 9 |
| Other   | 9 |

**Question 1: Which sector do you currently work in?**

**Answer**



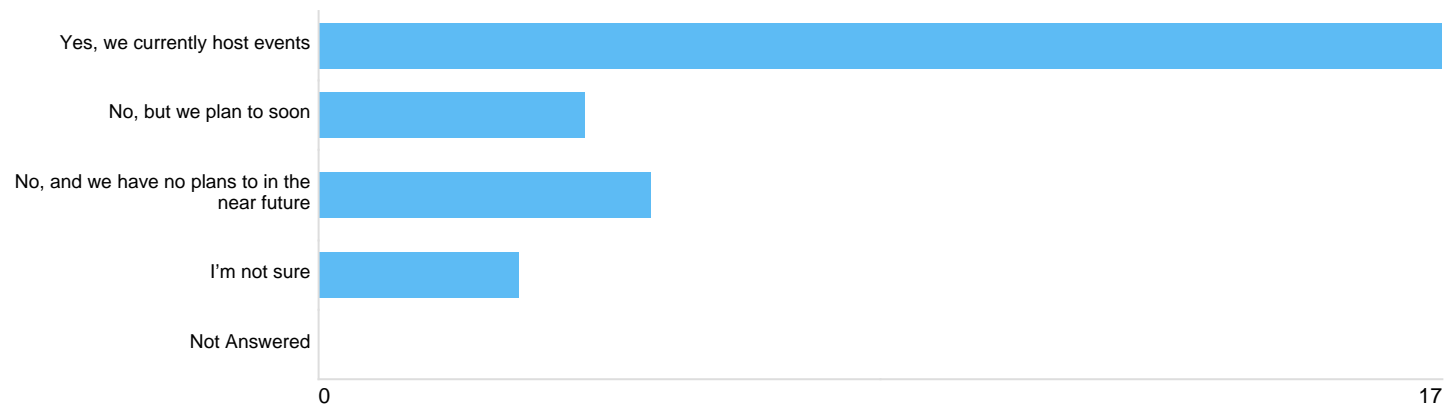
| Option               | Total | Percent |
|----------------------|-------|---------|
| Charity              | 0     | 0.00%   |
| Community Group      | 0     | 0.00%   |
| Education            | 2     | 6.90%   |
| Financial            | 4     | 13.79%  |
| Government (Local)   | 1     | 3.45%   |
| Government (Central) | 11    | 37.93%  |
| Law                  | 1     | 3.45%   |
| Retail               | 0     | 0.00%   |
| Other – please state | 10    | 34.48%  |
| Not Answered         | 0     | 0.00%   |

***If other, please state here***

There were **10** responses to this part of the question.

**Question 2: Does your organisation host Cyber Events which are open to external participants?**


**Answer**



| Option   | Total | Percent |
|--|-------|---------|
| Yes, we currently host events                  | 17    | 58.62%  |
| No, but we plan to soon                        | 4     | 13.79%  |
| No, and we have no plans to in the near future | 5     | 17.24%  |
| I'm not sure                                   | 3     | 10.34%  |
| Not Answered                                   | 0     | 0.00%   |

**Question 3: Would your organisation benefit from having a central platform to promote their Cyber Events and Resources?**

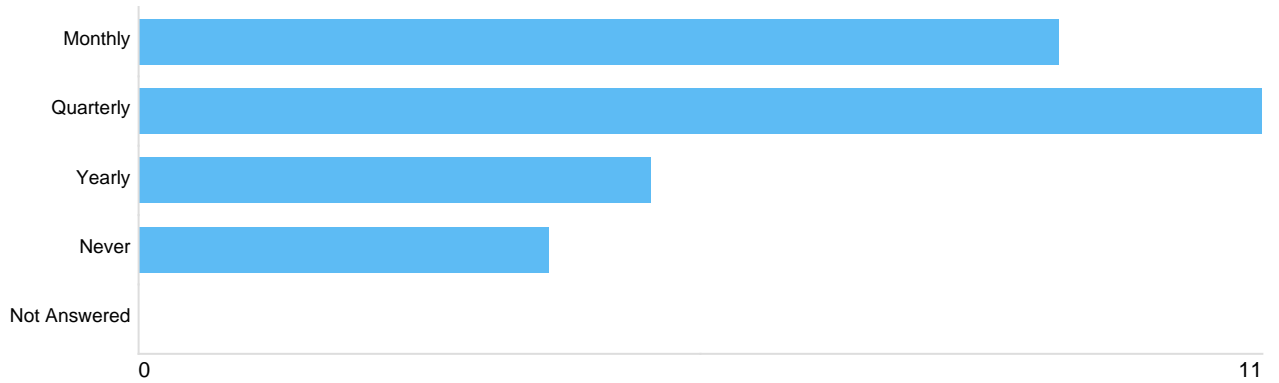
**Answer**



| Option       | Total | Percent |
|--------------|-------|---------|
| Yes          | 24    | 82.76%  |
| No           | 2     | 6.90%   |
| I'm not sure | 3     | 10.34%  |
| Not Answered | 0     | 0.00%   |

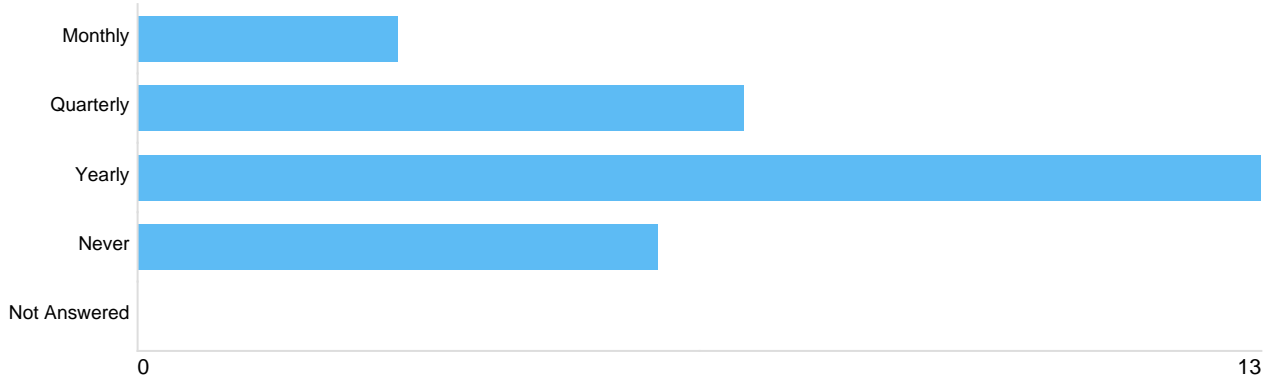
**Question 4: How often do you attend Cyber Events?**

**Answer - Virtually**



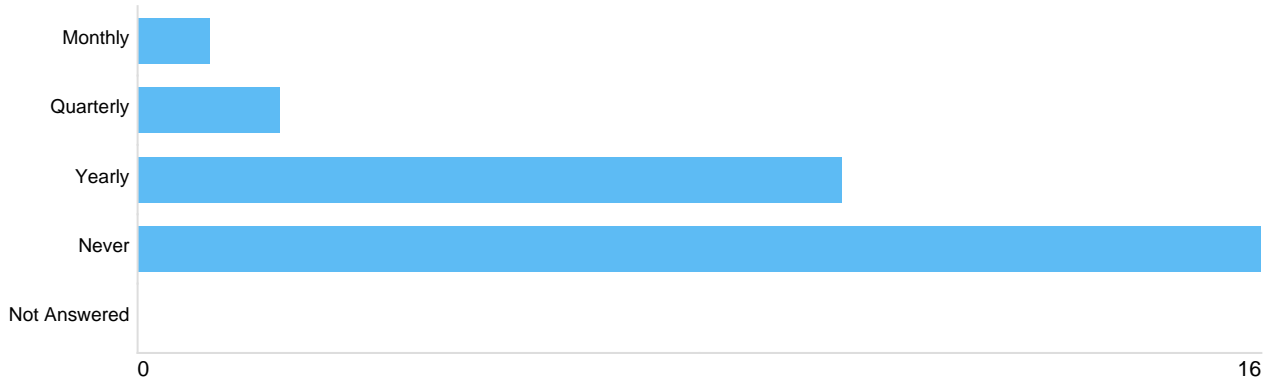
| Option       | Total | Percent |
|--------------|-------|---------|
| Monthly      | 9     | 31.03%  |
| Quarterly    | 11    | 37.93%  |
| Yearly       | 5     | 17.24%  |
| Never        | 4     | 13.79%  |
| Not Answered | 0     | 0.00%   |

**Answer - Locally**



| Option       | Total | Percent |
|--------------|-------|---------|
| Monthly      | 3     | 10.34%  |
| Quarterly    | 7     | 24.14%  |
| Yearly       | 13    | 44.83%  |
| Never        | 6     | 20.69%  |
| Not Answered | 0     | 0.00%   |

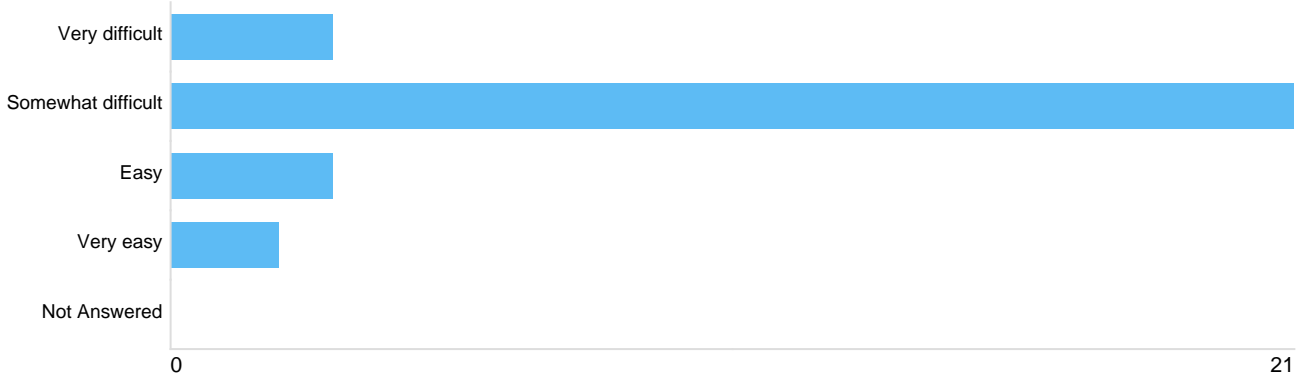
**Answer - Nationally**



| Option       | Total | Percent |
|--------------|-------|---------|
| Monthly      | 1     | 3.45%   |
| Quarterly    | 2     | 6.90%   |
| Yearly       | 10    | 34.48%  |
| Never        | 16    | 55.17%  |
| Not Answered | 0     | 0.00%   |

**Question 5: How difficult is it to find local Cyber Events?**

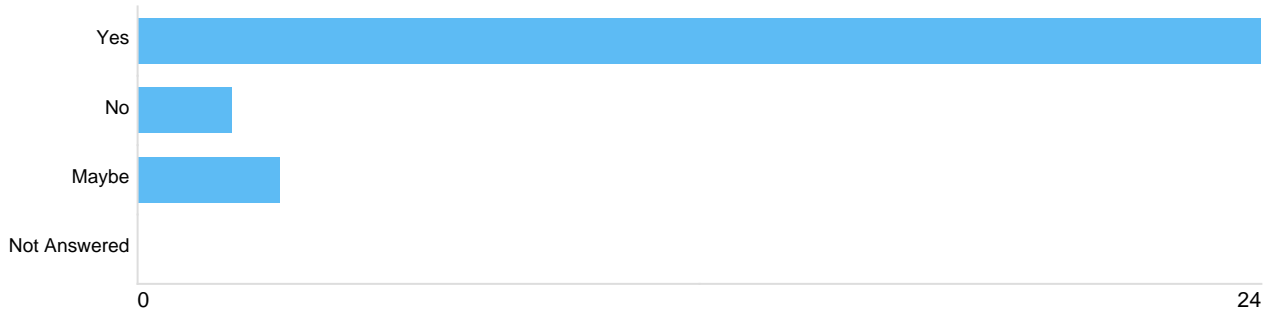
**Answer**



| Option             | Total | Percent |
|--------------------|-------|---------|
| Very difficult     | 3     | 10.34%  |
| Somewhat difficult | 21    | 72.41%  |
| Easy               | 3     | 10.34%  |
| Very easy          | 2     | 6.90%   |
| Not Answered       | 0     | 0.00%   |

**Question 6: Would you attend more local events if you were aware when they were scheduled?**

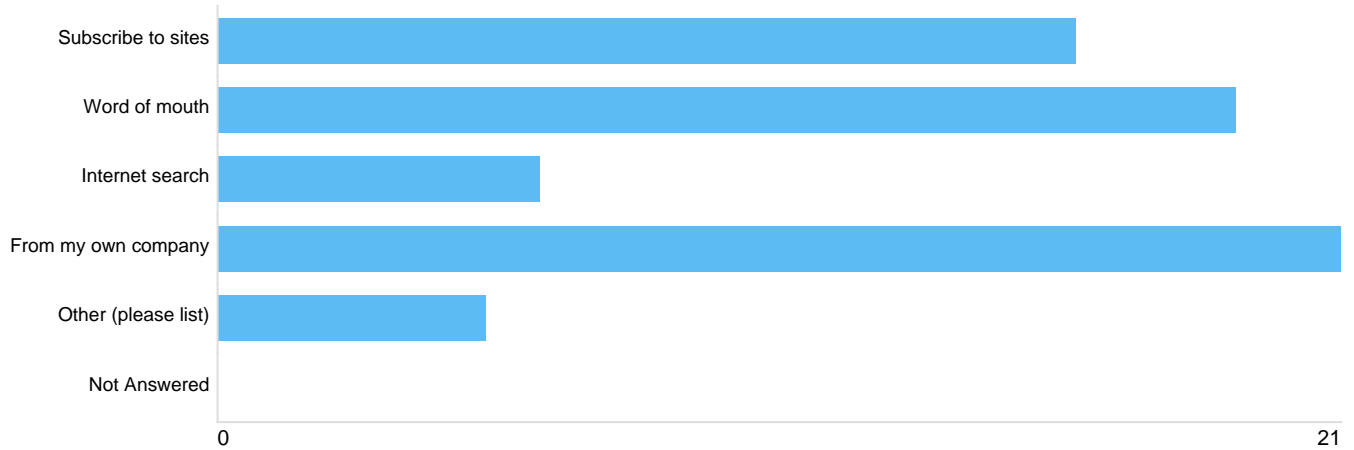
**Answer**



| Option       | Total | Percent |
|--------------|-------|---------|
| Yes          | 24    | 82.76%  |
| No           | 2     | 6.90%   |
| Maybe        | 3     | 10.34%  |
| Not Answered | 0     | 0.00%   |

**Question 7: How do you normally find out about cyber events (can select more than one)?**

**Answer**




| Option              | Total | Percent |
|---------------------|-------|---------|
| Subscribe to sites  | 16    | 55.17%  |
| Word of mouth       | 19    | 65.52%  |
| Internet search     | 6     | 20.69%  |
| From my own company | 21    | 72.41%  |
| Other (please list) | 5     | 17.24%  |
| Not Answered        | 0     | 0.00%   |

**Other**

There were 7 responses to this part of the question.

**Question 8: Would you make use of a central site that provided information on local Cyber Events & Resources?**

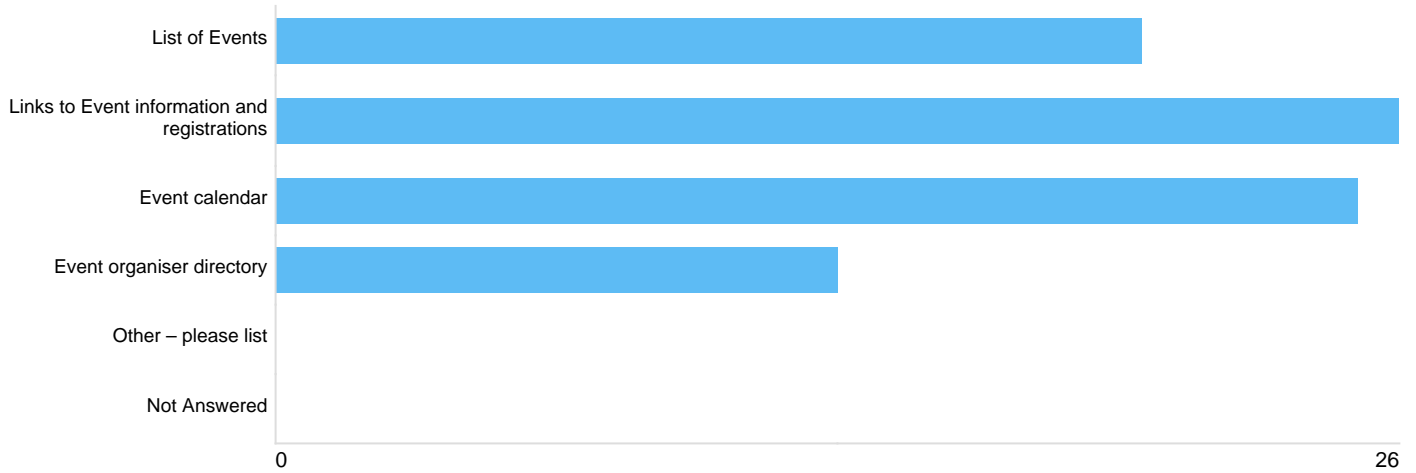
**Answer**



| Option       | Total | Percent |
|--------------|-------|---------|
| Yes          | 25    | 86.21%  |
| No           | 1     | 3.45%   |
| Maybe        | 3     | 10.34%  |
| Not Answered | 0     | 0.00%   |

**Question 9: What information would be useful (select all that apply)?**

**Answer**



| Option                                       | Total | Percent |
|--|-------|---------|
| List of Events                               | 20    | 68.97%  |
| Links to Event information and registrations | 26    | 89.66%  |
| Event calendar                               | 25    | 86.21%  |
| Event organiser directory                    | 13    | 44.83%  |
| Other – please list                          | 0     | 0.00%   |
| Not Answered                                 | 0     | 0.00%   |

**Other**

There were 2 responses to this part of the question.

**Question 10: What types of Cyber Events would you be interested in obtaining information on?**

**Answer**



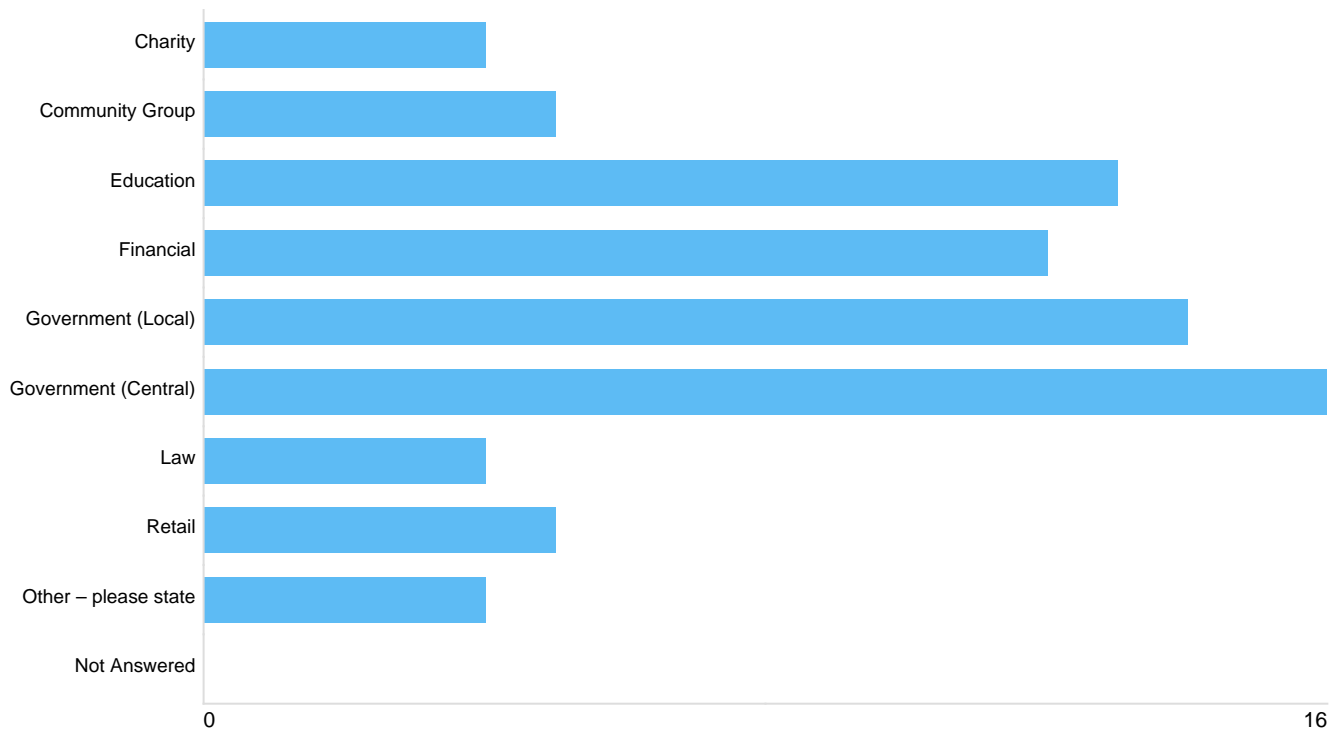
| Option              | Total | Percent |
|---------------------|-------|---------|
| In-person events    | 27    | 93.10%  |
| Virtual events      | 21    | 72.41%  |
| Conferences         | 21    | 72.41%  |
| Training Courses    | 26    | 89.66%  |
| Other (please list) | 1     | 3.45%   |
| Not Answered        | 0     | 0.00%   |

**Other**

There was 1 response to this part of the question.

**Question 11: What sectors would you be interested in attending Cyber Events for?**

**Answer**



| Option               | Total | Percent |
|----------------------|-------|---------|
| Charity              | 4     | 13.79%  |
| Community Group      | 5     | 17.24%  |
| Education            | 13    | 44.83%  |
| Financial            | 12    | 41.38%  |
| Government (Local)   | 14    | 48.28%  |
| Government (Central) | 16    | 55.17%  |
| Law                  | 4     | 13.79%  |
| Retail               | 5     | 17.24%  |
| Other – please state | 4     | 13.79%  |
| Not Answered         | 0     | 0.00%   |

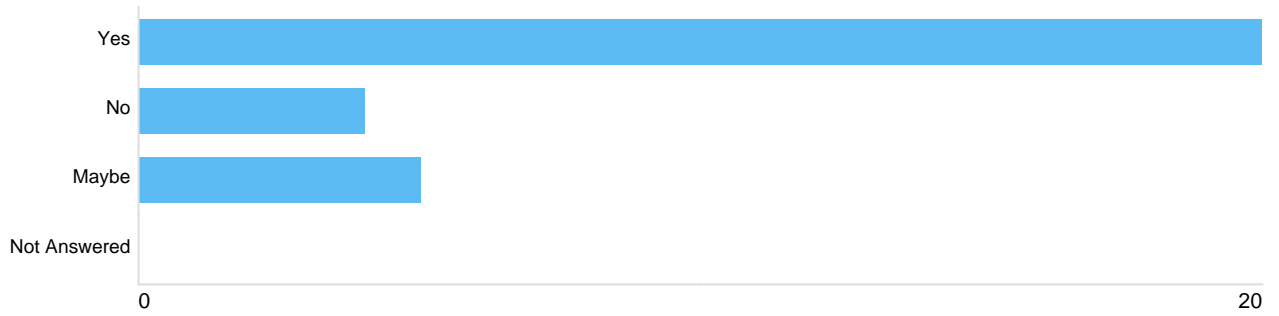
**Other**

There were 5 responses to this part of the question.



**Question 12: Would you be interested in subscribing to this Service?**

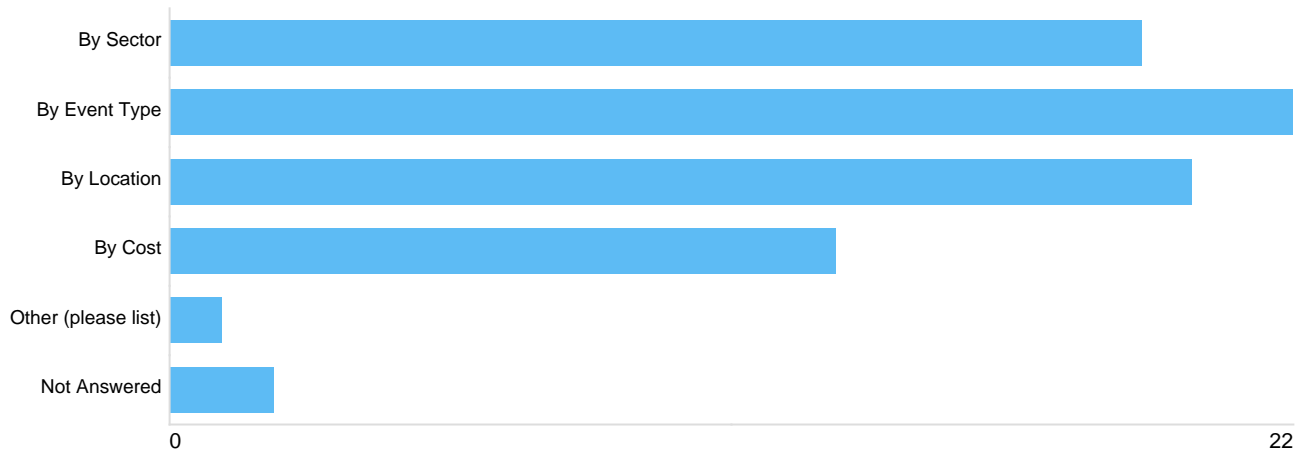
**Answer**



| Option       | Total | Percent |
|--------------|-------|---------|
| Yes          | 20    | 68.97%  |
| No           | 4     | 13.79%  |
| Maybe        | 5     | 17.24%  |
| Not Answered | 0     | 0.00%   |

**Question 13: If so, which subscription criteria would work best for you? (Tick all that apply)**

**Answer**



| Option              | Total | Percent |
|---------------------|-------|---------|
| By Sector           | 19    | 65.52%  |
| By Event Type       | 22    | 75.86%  |
| By Location         | 20    | 68.97%  |
| By Cost             | 13    | 44.83%  |
| Other (please list) | 1     | 3.45%   |
| Not Answered        | 2     | 6.90%   |

**Other**

There were 2 responses to this part of the question.